

Monthly Knit-a-longs/Crochet-a-longs...

Join us as we feature a different project each month to knit or crochet. For knitters...it's the Baby Kina baby cardigan with short gathered sleeves or long sleeves if you prefer. Sirdar Baby Crofter yarn which works up in a fair-isle pattern is perfect for this pattern. You can add a solid accent color by using Cherub DK. This top-down sweater comes in sizes 3, 6, 12 & 18 months. Or you can make the Kina sweater for older children in sizes 2, 4, 6, 8, 10 or 12 years. You could even make one for yourself by doing the Lady Kina in sizes 36, 38/40, 40/42 or 46". This pattern will need a worsted weight yarn like Cascade Pacific or Berroco Comfort. We have multi-colors in each of these yarns...or you could choose a solid if you preferred. This would make a great summer sweater!



Knit/Crochet
along with me!



For crocheters...it's the Cecily Baby Sweater. Sizes are 3-6 months, 6-12 months, and 12-24 months. This is a quick project for those times you need a quick baby gift! You can make it in the Baby Crofter fair-isle yarn...or choose a solid Cascade Cherub DK yarn. A little bit of grosgrain ribbon adds the finishing touch. Skill level: Advanced Beginner.



Bring in your project each month and let us take a picture of it. You will be entered into our quarterly drawing for a \$25 gift certificate. You get entered each time you finish one of our monthly projects. So if you do a project in January, February & March, you'll have 3 entries with a chance to win. Be sure to tell the shop girl you are doing the monthly KAL/CAL to get a 10% discount on your yarn.

Join us as we knit and crochet together in 2018!

Winter Challenge...

We will be having our Winter Challenge again this year during the Winter Olympics (February 9–25, 2018.) Your goal is to challenge yourself by starting and finishing a project during the 17 days of the 2018 Winter Olympics in South Korea. You will begin during the opening ceremony and must be finished with your project by the time the flame goes out. So what will be YOUR challenge? Will you make a sweater this year? Or try to knit a pair of socks? Or maybe you'll make an afghan with each square made differently. Whatever project you choose, it must be a challenge for you. When do we start? You will cast on on Friday night, February 9, during the opening ceremony. What can I win? Besides the joy of finishing your project, every participant that finishes their challenge will be entered into a drawing for a \$25 gift certificate! There are several rules you must follow in order to win our prize: (1) You must purchase your yarn here at The Yarn Haven. (2) You must sign up and declare your project before the games begin. (3) You must bring in your finished project sometime during the last few days of February so we can take a picture. **Be thinking of what project you'd like to do & be sure to get signed up to participate.**



Fiber Friends...

In February we continue to make blankets for Project Linus. Their mission is to provide love, a sense of security, warmth and comfort to children who are seriously ill, traumatized, or otherwise in need through the gifts of NEW **HOMEMADE WASHABLE** blankets and lovingly created by volunteer blanketeers. They need sizes for babies (36" x 36"), children (40" x 60") and teens in cheerful colors. Will you consider making one blanket for a young person in need of some comfort. For more information, check out their website at <http://www.projectlinuseasttn.org/>.



Blocking and Felting?

Many times we have heard folks say that they can't felt their project because they have a front-loading washer. Or they know their garment should be blocked, but they are scared to do it. Blocking will smooth out any wrinkles, stretch garment out to the correct size, relax the stitches so they are all more uniform and make the garment look and fit better. We can provide these services for you. Just bring your projects to us for felting or blocking. Cost is \$10 per item. (If there are several items for the same project that need blocking, cost will be a total of \$15.)

Weekly Classes...

We have Weekly Classes mornings, afternoons, and on the evenings we are open. Mimi's classes are for knitters & Kelora's classes are for knitters OR crocheters. If you need help with a project or just want to start a new project with someone giving you help each step along the way, then come join one of our Weekly Classes. **Classes are \$12.50/class, but if you sign up for a block of classes before the month begins, you get a discounted price of \$10.00/class.** Be sure to call the shop to make sure we have room in the class for you to join us.

Our weekly classes meet:

- Monday mornings (10 am—Noon) - Knit OR Crochet
- Monday afternoons (1-3 pm) - Knit OR Crochet
- Monday evenings (6-8 pm) - Knit only
- Tuesday mornings (10 am—Noon) Knit OR Crochet
- Tuesday afternoons (1-3 pm) - Knit OR Crochet
- Tuesday evenings (6-8 pm) - Knit OR Crochet
- Wednesday mornings (10 am—Noon) - Knit only
- Wednesday afternoons (1-3 pm) - Knit only
- Thursday mornings (10 am—Noon) - Knit only
- Thursday afternoons (1-3 pm) - Knit OR Crochet **FULL**
- Thursday evenings (6-8 pm) - Knit only
- Friday mornings (10 am—Noon) - Knit only
- Friday afternoons (1-3 pm) - Knit only OR Crochet

 * If you want to drop in for a class that you have not *
 * paid for, then please call *
 * the shop first to see if there *
 * is room. Teachers have *
 * requested only 7 students *
 * at a time. We would *
 * appreciate this courtesy. *

Stitch Doctor available this year!



Sometimes you just need a little bit of help to get back on track with a project. Well, we have a solution to your problem. The Stitch Doctor will be here for help every day (Monday—Friday) from 12:30—1 pm. Just call the shop and set up an appointment for help. Cost is only \$10 for 30 minutes of private one-on-one help.



February

LearnSUNDAY	MONDAY	TUESDAY	WEDNESDAY	THURSDAY	FRIDAY	SATURDAY
Mimi—Green Kelora—Blue Roz—Orange	Winter Challenge February 9—25 What challenging project will you make??			1 Weekly Class 1 Weekly Class 1 Stitch Together Learn Crochet I	2 Weekly Class 1 Weekly Class 1	3 11th Anniversary
4 Closed <><	5 Weekly Class 1 Stitch Together Weekly Class 1	6 Weekly Class 1	7 Weekly Class 1	8 Knit with Thread Weekly Class 2 Weekly Class 2 Weekly Class 2 Building Lace Stitch Together	9 Weekly Class 2 Weekly Class 2 Winter Challenge	10 Crochet Lace Building Lace Felted Penguin Learn to Knit I
11 Closed <><	12 Weekly Class 2 Building Lace Stitch Together Weekly Class 2	13 Weekly Class 2	14 Weekly Class 2 	15 Continental knitting Weekly Class 3 Weekly Class 3 Stitch Together Learn Crochet II	16 Weekly Class 3 Weekly Class 3	17 Weaving II Oops!
18 Closed <><	19 Weekly Class 3 Stitch Together Weekly Class 3	20 Weekly Class 3	21 Weekly Class 3	22 Weekly Class 4 Weekly Class 4 Stitch Together	23 Weekly Class 4 Weekly Class 4	24 Learn to Knit II
25 Closed <><	26 Weekly Class 4 Stitch Together Weekly Class 4	27 Weekly Class 4	28 Weekly Class 4			

March

SUNDAY	MONDAY	TUESDAY	WEDNESDAY	THURSDAY	FRIDAY	SATURDAY
Mimi—Green Kelora—Blue Roz—Orange	 MARCH IS National Crochet Month! Celebrate with us!			1 Weekly Class 1 Weekly Class 1 Stitch Together	2 Weekly Class 1 Weekly Class 1 Closing at 3:30 Retreat	3 We will be closed today
4 Closed <><	5 Weekly Class 1 Stitch Together Weekly Class 1	6 Weekly Class 1	7 Weekly Class 1	8 Learn to Crochet I Weekly Class 2 Weekly Class 2 Building Lace Stitch Together	9 Weekly Class 2 Weekly Class 2	10 Crochet Lace Building Lace Oasis Poncho Uptown Vest I
11 Closed <><	12 Weekly Class 2 Building Lace Stitch Together Weekly Class 2	13 Weekly Class 2	14 Weekly Class 2	15 Learn to Crochet II Weekly Class 3 Weekly Class 3 Stitch Together	16 Weekly Class 3 Weekly Class 3	17 Weaving I  Oops! Uptown Vest II
18 Closed <><	19 Weekly Class 3 Stitch Together Weekly Class 3	20 Weekly Class 3	21 Weekly Class 3	22 Weekly Class 4 Weekly Class 4 Stitch Together	23 Weekly Class 4 (AM only)	24 Learn to Knit I Uptown Vest III
25 Closed <><	26 Stitch Together Weekly Class 4	27 Closing at 6 pm tonight—no evening classes	28 Weekly Class 4	29 Weekly Class 5 Stitch Together	30	31 Learn to Knit II Uptown Vest IV

CLASSES...

(All supplies must be purchased at The Yarn Haven)

Learn to Knit - 4 hours (Cost: \$45)

Saturdays, February 10 & 24 (2-4 pm)

Instructor: Mimi Kezer

Saturdays, March 24 & 31 (10 am—Noon)

For beginners or those needing a refresher course. We will cover how to cast on, knit, purl, increase, decrease, & bind off. Supplies: 1 skein of TYH Cotton yarn & size 7-24" circular needles.

Learn to Crochet - 4 hours (Cost: \$45)

Thursdays, February 1 & 15 (6-8 pm)

Instructor: Kelora Goethe

Thursdays, March 8 & 15 (10 am—Noon)

For beginners or those needing a refresher course. You will make a dishcloth by learning how to begin with a chain stitch, do single, half double, double & triple crochet stitches, and then fasten off. You'll also do a 2nd dishcloth and learn how to crochet in the round. Supplies: 1 skein of TYH Cotton yarn, size G or H crochet hook & locking stitch marker.

Learn to Spin - 3 hours (Cost: \$40)

Call and arrange a time with Kelora for your class.

Instructor: Kelora Goethe

Come learn how to spin on a wheel. If you don't have a wheel, we'll let you borrow one of ours. If you want to use your own wheel, it must be complete and in good working order (no antique wheels please). We will cover all the parts of the wheel, how to treadle, how to draft, and how to ply. By the end of the class you should have a small ball of yarn you have spun up yourself and plied. Supplies: included

Learn to Weave - 5 hours (Cost: \$50)

Saturdays, March 17 (10 am—1 pm) & Saturday, April 21 (10 am—Noon)

Instructor: Roz Yenser

FULL


Come learn how to weave on a rigid heddle loom. You will learn about yarns to use, weaving terms, how to warp and weft the loom, how to end your project, and how to set up your loom with different patterns. You will make a scarf in this class. Supplies: 2 different colors of Cascade 220 MERINO yarn.

Learn to Knit with Thread—2 hours (Cost: \$25)

Thursday, February 8 (10 am—Noon)

Instructor: Kelora Goethe

When we think of delicate lacey things, we often picture them done in crochet. But there are many beautiful pieces also done in knitting. In this class students will learn to handle double-pointed needles with very small yarn and follow a chart to create a delicate knitted lace adornment. Pattern will be supplied. Supplies: size 1 dpns, #10 crochet cotton.



Felted Penguin - 3 hours (Cost: \$25 + \$10 materials fee) Instructor: Mimi Kezer

Saturday, February 10 (10 am—1 pm)

Come craft one of these charming fellows for someone you love to give this Valentine's day. No knitting skills needed. If you can poke a needle into wool, then you're good to go. You will walk out of class with a completed penguin!



Continental Knitting - 2 hours (Cost: \$25) Instructor: Kelora Goethe

Thursday, February 15 (10 am—Noon)

Have you ever watched a continental knitter and pondered what it would be like to knit with such a smooth motion? Never letting go of your needle? Using much less motion in your arm and shoulder? Maybe it's time to add continental knitting to your knitting toolbox! In this class you will learn to tension your yarn in your left hand for knitting and purling. This method will make knitting & unknitting smoother and easier to discern errors, and therefore correct those errors. Supplies: worsted or DK weight yarn & needles to match.



CLASSES...

(All supplies must be purchased at The Yarn Haven)

Oops!—2 hours (Cost: \$25)

Saturday, February 17 (10 am—Noon)

Take control of your knitting by learning how to see your mistakes and fix them. Learn how to “read” your work, pick up dropped stitches, rip back, and put things back together. **Homework:** work a 4” x 4” swatch in stockinette stitch—without binding off.

Supplies: homework swatch, yarn & needles in size used for swatch & tapestry needle.

Instructor: Mimi Kezer

Saturday, March 17 (10 am—Noon)



Oasis Poncho - 2 hours (Cost: \$25)

Saturday, March 10 (10 am—Noon)

Knit this fabulous poncho now! From the Chinese Waitress Cast On to tips for a perfect edge, we will swatch our way through the construction and finishing nuances of this beautiful, easy accessory. Supplies: 2 skeins each DanDoh Cotton Fine and The Yarn Haven Linen in coordinating colors (or 4 skeins of the DanDoh), size 8-32” circular needles, handi-tool or size E crochet hook for cast on, paid pattern & tapestry needle.

Instructor: Mimi Kezer



Uptown Vest — 8 hours (Cost: \$75)

Saturdays, March 10, 17, 24 & 31 (1-3 pm)

Let Mimi guide you through her latest design, the Uptown Vest. Knitted in pieces and seamed together, this vest is simple to construct and has lovely details which include short-rowing and applied I-cord. **Homework:** With size 8 needle, cast on 29 sts and work a gauge stitch as follows. Row 1: *k5, slip 1 purlwise* to last 5 sts, k5. Row 2: p. Repeat these 2 rows until piece is square. Supplies: size 6-32” & 6-47” circular needles, size 6 dpns, 1 skein of Blue Moon Targhee Worsted and 1 skein of Malabrigo Rios (size XL will need 2 skeins of each).

Instructor: Mimi Kezer





New Lace Building class for Crocheters

Starting in February

2nd Saturday of each month

10 –11 am

Cost for classes are \$10/month for 7 months.



Crocheters unite! And join us on the 2nd Saturday of each month to crochet a beautiful shawl. The pattern is both written and charted. This is an excellent opportunity to learn to read charts. The project is modular, so while there are no seams, there are distinct sections. One section will be covered each month. Supplies: size E crochet hook, approximately 1100 yards of fingering weight yarn (either self-stripping or solid), locking stitch marker, and free pattern on Ravelry (Edlothia).

Shop model is made with 3 skeins of Berroco Nebula yarn.

Come pick out your yarn, get your supplies & sign up for the monthly classes!!



464 N. Cedar Bluff Rd.
Knoxville, TN 37923
(865) 694-9900

WINTER Shop Hours

Monday, Tuesday & Thursday 10 am—7 pm

Wednesday & Friday 10 am—6 pm

Saturday 10 am—4 pm

Sandy Gray, Owner

Lola, Shop Dog



Website: www.theyarnhaven.com
Email: theyarnhaven@bellsouth.net

Like us on Facebook
and get notice of all of our posts.

Join our group "The Yarn Haven" on Ravelry...an
online knitting and crocheting community.

Class Policies:

- Classes must be paid for at time of registration. Your payment holds your spot in the class.
- **Class fees are non-refundable.**
- Classes start promptly, so please be on time. Please put your cell phone on silent during the class so you don't disturb your classmates or other customers in the shop.
- All yarns used in the classes must have been purchased at The Yarn Haven unless the class is set up to use yarn from your stash. This helps everyone in class to be on the same page.
- Class size is limited and will not usually be canceled as long as one person has signed up.
- Space in classes is limited to registered students. This means no guests (adult or child).
- Classes may need to be rescheduled in case of bad weather or illness of the teacher.
- Weekly Class make-ups must be done within the month of the class with the same teacher.

Birthday Policy...

Birthdays are times to celebrate. So at *The Yarn Haven*, you get a birthday discount!! Come to the shop during the week of your birthday and receive a one-time 10% discount on your purchases as my birthday gift to you. Discount does not include special orders or classes.

Returns...

No return on needles, hooks, patterns or books. No cash or credit card refunds will be given. Store credit will be given on items returned with receipt, in original condition (this means no dog hair, no smoke or perfume smell, no repackaging after testing yarn, i.e. must look brand new), within 30 days and if we still stock that item. Sale Bin items and Special Orders are not returnable.

Our "Go Green" Program...

If you bring your own bag to put your purchases in...or don't take a paper bag...then you get a ticket for our monthly drawing for a \$10 gift certificate. The winning ticket numbers will be posted on our website on the first day of each month. If you have one of the tickets, simply come to the shop by the end of the month and claim your prize. Hopefully, this will get us all in the habit of bringing our own bags everywhere.

We love to socialize...

It's always great to get together with other crafters while you work on a project. Come bring your spinning wheels, your knitting needles or your crochet hook and your current project during our social times for an afternoon or evening of pure fiber enjoyment.

- Stitch Together—each Monday afternoon (1-3 pm)
- Stitch Together—each Thursday evenings (5-7 pm)