

Monthly Knit-a-longs/Crochet-a-longs...

Join us each month as we feature a different project to knit or crochet.

Knit/Crochet
along with me!



For March, our knitting pattern is the *Double Striped Moebius* designed by our own Mimi Kezer. It uses 1 skein of the Noro Taiyo Aran and 1 skein of Noro Silk Garden Solo as a contrasting solid. It's a beautiful, high-impact accessory that you will love wearing this spring since the yarn is mostly cotton & silk with very little wool. .



For crocheters...it's the *Pompeii Moebius* using 3 skeins of Noro Taiyo Aran. These strips of crochet fabric have a pretty flower centered in the rows. The addition of large chains at the beginning of each row is an important design feature to join the strips into a spiraling fabric. The edging is worked seamlessly right onto the moebius in one continuous round.



Bring in your project each month and let us take a picture of it. You will be entered into our quarterly drawing for a \$25 gift certificate. You get entered each time you finish one of our monthly projects. So if you do a project in January, February & March, you'll have 3 entries with a chance to win. Be sure to tell the shop girl you are doing the monthly KAL/CAL to get a 10% discount on your yarn. **Join us as we knit and crochet together in 2018!**

UFO Contest...

For the month of March, we are encouraging you to do some yarn spring cleaning by having a UFO Contest. It's time to let go of the guilt of not finishing your projects! Crafting isn't only about the end result. The process of making something is very therapeutic. But completing a project has a certain sense of accomplishment that is also needed.

UFO UnFinished Objects



Here's how to go about your yarn spring cleaning.

1. Print out a UFO list for you to record your UFOs by going to our website.
2. Lay out all of your unfinished projects and make a list of each one putting down the pattern name, the yarn used and what percentage you have left to do.
3. Turn in your list by Monday, March 5 to the shop. Be sure to keep a copy for yourself.
4. Tackle the project that is almost finished first (i.e. has the lowest percentage to go.) This will motivate you to keep going.
5. Bring in your finished project for us to celebrate with you, make off your project as finished and take a picture to share in our newsletter.
6. Then go to the next highest percentage number and finish that one. Continue working down the percentage numbers until your list is finished or by March 30...whichever comes first.
7. All projects must be brought in and photographed by Saturday, March 31.

The person who finishes the highest percentage of UFOs will win a special prize. Then in April, we'll all be ready to start new spring projects...and finish them!

Fiber Friends...

In March & April our charity project is to knit or crochet hats for the hat wall at East TN Children's Hospital. The hat wall of ETCH is located on the chemotherapy floor. All hats are free to the patients who are undergoing chemotherapy. Hats for children and teens can be a variety of different colors and themes, but please use the softest yarn you can afford.



Blocking and Felting?

Many times we have heard folks say that they can't felt their project because they have a front-loading washer. Or they know their garment should be blocked, but they are scared to do it. Blocking will smooth out any wrinkles, stretch garment out to the correct size, relax the stitches so they are all more uniform and make the garment look and fit better. We can provide these services for you. Just bring your projects to us for felting or blocking. Cost is \$10 per item. (If there are several items for the same project that need blocking, cost will be a total of \$15.)

Weekly Classes...

We have Weekly Classes mornings, afternoons, and on the evenings we are open. Mimi's classes are for knitters & Kelora's classes are for knitters OR crocheters. If you need help with a project or just want to start a new project with someone giving you help each step along the way, then come join one of our Weekly Classes. **Classes are \$12.50/class, but if you sign up for a block of classes before the month begins, you get a discounted price of \$10.00/class.** Be sure to call the shop to make sure we have room in the class for you to join us.

Our weekly classes meet:

- Monday afternoons (1-3 pm) - Knit OR Crochet
- Monday evenings (6-8 pm) - Knit only
- Tuesday mornings (10 am—Noon) Knit OR Crochet
- Tuesday afternoons (1-3 pm) - Knit OR Crochet
- Tuesday evenings (6-8 pm) - Knit OR Crochet
- Wednesday mornings (10 am—Noon) - Knit only
- Wednesday afternoons (1-3 pm) - Knit only
- Thursday mornings (10 am—Noon) - Knit only
- Thursday afternoons (1-3 pm) - Knit OR Crochet **FULL**
- Thursday evenings (6-8 pm) - Knit only
- Friday mornings (10 am—Noon) - Knit only
- Friday afternoons (1-3 pm) - Knit only OR Crochet
-



* * * * *
 * If you want to drop in for a class that you have not paid for, then please call the shop first to see if there is room. Teachers have requested only 7 students at a time. We would appreciate this courtesy. *
 * * * * *

Stitch Doctor available this year!

Sometimes you just need a little bit of help to get back on track with a project. Well, we have a solution to your problem. The Stitch Doctor will be here for help every day (Monday—Friday) from 12:30—1 pm. Just call the shop and set up an appointment for help. Cost is only \$10 for 30 minutes of private one-on-one help.



March

SUNDAY	MONDAY	TUESDAY	WEDNESDAY	THURSDAY	FRIDAY	SATURDAY
Mimi—Green Kelora—Blue Roz—Orange				1 Weekly Class 1 Weekly Class 1 Stitch Together	2 Weekly Class 1 Weekly Class 1 Retreat	3 Closing at 2 pm today
4 Closed <><	5 Weekly Class 1 Stitch Together Weekly Class 1	6 Weekly Class 1	7 Weekly Class 1	8 Learn to Crochet I Weekly Class 2 Weekly Class 2 Building Lace Stitch Together	9 Weekly Class 2 Weekly Class 2	10 Crochet Lace Building Lace Oasis Poncho Uptown Vest I
11 Closed <><	12 Weekly Class 2 Building Lace Stitch Together Weekly Class 2	13 Weekly Class 2	14 Weekly Class 2	15 Learn to Crochet II Weekly Class 3 Weekly Class 3 Stitch Together	16 Weekly Class 3 Weekly Class 3	17 Weaving I  Oops! Uptown Vest II
18 Closed <><	19 Weekly Class 3 Stitch Together Weekly Class 3	20 Weekly Class 3	21 Weekly Class 3	22 Weekly Class 4 Weekly Class 4 Stitch Together	23 Weekly Class 4 (AM only)	24 Learn to Knit I Uptown Vest III
25 Closed <><	26 Stitch Together Weekly Class 4	27 Closing at 6 pm tonight—no evening classes	28 Weekly Class 4	29 Weekly Class 5 Stitch Together	30	31 Learn to Knit II Uptown Vest IV

April

SUNDAY	MONDAY	TUESDAY	WEDNESDAY	THURSDAY	FRIDAY	SATURDAY
Mimi—Green Kelora—Blue Sandy—Purple Roz—Orange	2 Stitch Together Weekly Class 1	3 Closing at 6 pm tonight—no evening classes	4 Weekly Class 1	5 Weekly Class 1 Stitch Together	6 Weekly Class 1	7 Hairpin Lace
8 Closed <><	9 Weekly Class 1 Building Lace Stitch Together Weekly Class 2	10 Weekly Class 1	11 Weekly Class 2	12 Cast-ons/Bind-offs Weekly Class 2 Weekly Class 1 Building Lace Stitch Together	13 Weekly Class 2 Weekly Class 1	14 Crochet Lace Building Lace
15 Closed <><	16 Weekly Class 2 Stitch Together Weekly Class 3	17 Weekly Class 2	18 Weekly Class 3	19 Filet Crochet Weekly Class 3 Weekly Class 2 Stitch Together Learn to Crochet I	20 Weekly Class 3 Weekly Class 2	21 Weaving II
22 Closed <><	23 Weekly Class 3 Stitch Together Weekly Class 4	24 Weekly Class 3	25 Weekly Class 4	26 Weekly Class 4 Weekly Class 3 Stitch Together Learn to Crochet II	27 Weekly Class 4 Weekly Class 3	28
29 Closed <><	30 Weekly Class 4 Stitch Together Weekly Class 5					DETAILS COMING SOON!!

CLASSES...

(All supplies must be purchased at The Yarn Haven)

Learn to Knit - 4 hours (Cost: \$45)

Instructor: Mimi Kezer

Saturdays, March 24 & 31 (10 am—Noon)

For beginners or those needing a refresher course. We will cover how to cast on, knit, purl, increase, decrease, & bind off. Supplies: 1 skein of TYH Cotton yarn & size 7-24" circular needles.

Learn to Crochet - 4 hours (Cost: \$45)

Instructor: Kelora Goethe

Thursdays, March 8 & 15 (10 am—Noon)

Thursdays, April 19 & 26 (6-8 pm)

For beginners or those needing a refresher course. You will make a dishcloth by learning how to begin with a chain stitch, do single, half double, double & triple crochet stitches, and then fasten off. You'll also do a 2nd dishcloth and learn how to crochet in the round. Supplies: 1 skein of TYH Cotton yarn, size G or H crochet hook & locking stitch marker.

Learn to Spin - 3 hours (Cost: \$40)

Instructor: Kelora Goethe

Call and arrange a time with Kelora for your class.

Come learn how to spin on a wheel. If you don't have a wheel, we'll let you borrow one of ours. If you want to use your own wheel, it must be complete and in good working order (no antique wheels please). We will cover all the parts of the wheel, how to treadle, how to draft, and how to ply. By the end of the class you should have a small ball of yarn you have spun up yourself and plied. Supplies: included

Learn to Weave - 5 hours (Cost: \$50)

Instructor: Roz Yenser

Saturdays, March 17 (10 am—1 pm) & Saturday, April 21 (10 am—Noon) **FULL**

Come learn how to weave on a rigid heddle loom. You will learn about yarns to use, weaving terms, how to warp and weft the loom, how to end your project, and how to set up your loom with different patterns. You will make a scarf in this class. Supplies: 2 different colors of Cascade 220 MERINO yarn.

Oasis Poncho - 2 hours (Cost: \$25)

Instructor: Mimi Kezer

Saturday, March 10 (10 am—Noon)

Knit this fabulous poncho now! From the Chinese Waitress Cast On to tips for a perfect edge, we will swatch our way through the construction and finishing nuances of this beautiful, easy accessory. Supplies: 2 skeins each DanDoh Cotton Fine and The Yarn Haven Linen in coordinating colors (or 4 skeins of the DanDoh), size 8-32" circular needles, handi-tool or size E crochet hook for cast on, paid pattern & tapestry needle.



Uptown Vest — 8 hours (Cost: \$75)

Instructor: Mimi Kezer

Saturdays, March 10, 17, 24 & 31 (1-3 pm)

Let Mimi guide you through her latest design, the Uptown Vest. Knitted in pieces and seamed together, this vest is simple to construct and has lovely details which include short-rowing and applied I-cord. **Homework:** With size 8 needle, cast on 29 sts and work a gauge stitch as follows. Row 1: *k5, slip 1 purlwise* to last 5 sts, k5. Row 2: p. Repeat these 2 rows until piece is square. Supplies: size 6-32" & 6-47" circular needles, size 6 dpns, 1 skein of Blue Moon Targhee Worsted and 1 skein of Malabrigo Rios (size XL will need 2 skeins of each).



Oops!—2 hours (Cost: \$25)

Instructor: Mimi Kezer

Saturday, March 17 (10 am—Noon)

Take control of your knitting by learning how to see your mistakes and fix them. Learn how to "read" your work, pick up dropped stitches, rip back, and put things back together.

Homework: work a 4" x 4" swatch in stockinette stitch—without binding off. Supplies: homework swatch, yarn & needles in size used for swatch & tapestry needle.



CLASSES...


(All supplies must be purchased at The Yarn Haven)

Hairpin Lace—2 hours (Cost: \$25)

Instructor: Sandy Gray

Saturday, April 7 (1-3 pm)

Hairpin Lace is a beautiful and easy crochet technique that was very popular in the Victorian times. Come learn the basics of hairpin lace by making a new spring cowl and be inspired to make some beautiful items with your new knowledge. **Knitters will enjoy learning this technique as well.** Supplies needed: hairpin lace tool, 1 skein of Berroco Medina yarn & size G crochet hook.



Cast-ons & Bind-offs - 2 hours (Cost: \$25)

Instructor: Kelora Goethe

Thursday, April 12 (10 am—Noon)

There are so many different cast-ons and bind-offs! Which one is best for which project? In this class students will learn how to execute several different ones of each and suggested uses for them. Supplies needed: Medium weight , smooth, light colored yarn and the appropriate size needle. Pen to take notes.



Filet Crochet—2 hours (Cost \$25)

Instructor: Kelora Goethe

Thursday, April 19 (10 am—Noon)

Add some Old World charm to your decor with this elegant, traditional filet crochet. Historically this has been made by following a chart, so that is what will be done in class. Filet crochet pattern come in all sizes, from coaster size to tablecloth size and bigger. In the class students will learn how to follow the chart by practicing on a coaster size project that is easy to complete in a couple of hours. Combine this with a scented candle and it makes a lovely gift. Supplies needed: 1 ball size 10 crochet cotton, size 7 crochet hook, & highlighter tape.





March is National
Crochet Month

**What crochet project will you be making this month?
March is a great time to learn how to crochet!!**



464 N. Cedar Bluff Rd.
Knoxville, TN 37923
(865) 694-9900

Shop Hours

Monday, Tuesday & Thursday 10 am–7 pm
Wednesday & Friday 10 am–6 pm
Saturday 10 am–4 pm

Sandy Gray, Owner
Lola, Shop Dog



Website: www.theyarnhaven.com
Email: theyarnhaven@bellsouth.net

Like us on Facebook
and get notice of all of our posts.

Join our group "The Yarn Haven" on Ravelry...an
online knitting and crocheting community.

Class Policies:

- Classes must be paid for at time of registration. Your payment holds your spot in the class.
- **Class fees are non-refundable.**
- Classes start promptly, so please be on time. Please put your cell phone on silent during the class so you don't disturb your classmates or other customers in the shop.
- All yarns used in the classes must have been purchased at The Yarn Haven unless the class is set up to use yarn from your stash. This helps everyone in class to be on the same page.
- Class size is limited and will not usually be canceled as long as one person has signed up.
- Space in classes is limited to registered students. This means no guests (adult or child).
- Classes may need to be rescheduled in case of bad weather or illness of the teacher.
- Weekly Class make-ups must be done within the month of the class with the same teacher.

Birthday Policy...

Birthdays are times to celebrate. So at *The Yarn Haven*, you get a birthday discount!! Come to the shop during the week of your birthday and receive a one-time 10% discount on your purchases as my birthday gift to you. Discount does not include special orders or classes.

Returns...

No return on needles, hooks, patterns or books. No cash or credit card refunds will be given. Store credit will be given on items returned with receipt, in original condition (this means no dog hair, no smoke or perfume smell, no repackaging after testing yarn, i.e. must look brand new), within 30 days and if we still stock that item. Sale Bin items and Special Orders are not returnable.

Our "Go Green" Program...

If you bring your own bag to put your purchases in...or don't take a paper bag...then you get a ticket for our monthly drawing for a \$10 gift certificate. The winning ticket numbers will be posted on our website on the first day of each month. If you have one of the tickets, simply come to the shop by the end of the month and claim your prize. Hopefully, this will get us all in the habit of bringing our own bags everywhere.

We love to socialize...

It's always great to get together with other crafters while you work on a project. Come bring your spinning wheels, your knitting needles or your crochet hook and your current project during our social times for an afternoon or evening of pure fiber enjoyment.

- Stitch Together—each Monday afternoon (1-3 pm)
- Stitch Together—each Thursday evenings (5-7 pm)