



October–November 2018

A Place to Learn, Share & Be Creative

Charity Giving at Christmas...

Angel Tree

My daughter, Elizabeth, is a social worker with Helen Ross McNabb in Campbell County. She told me that Walmart was no longer giving gifts to their kids this year. This broke my heart to think that those kids wouldn't have gifts under their Christmas trees. I told her that The Yarn Haven would take the responsibility of buying gifts for 15 of her families (with 1 –3 kids each.) Once we get the gift suggestions for each of the kids, we'll put up an angel tree in the store to help make 15 families have a happier Christmas this year. I know that many of you have helped us with charity projects throughout the years. Would you join me in helping these families by stopping by and picking an angel or two off the tree, going



and purchasing what that child needs, and returning the gifts back to the shop. **We will need all gifts to be back in the shop by December 1** in order to have time to deliver them. Thank you for your consideration of this charity project.

Hats for Kids

October—November's charity project each year involves making Hats for Kids in memory of David Ray, Melissa's sweet little angel. We give them to local schools that have a high rate of kids living below the poverty level. We will need several hundred hats again this year. Hats must be 19-20" around and 7-8" high in order to properly fit. With worsted weight yarn, cast on 96 sts if knitting. With DK yarn, cast on 104 sts. **Hats must be turned in by Saturday, December 8.** Won't you help us by making a couple of hats to bless a child or two this Christmas.



Blocking and Felting?

Many times we have heard folks say that they can't felt their project because they have a front-loading washer. Or they know their garment should be blocked, but they are scared to do it. Blocking will smooth out any wrinkles, stretch garment out to the correct size, relax the stitches so they are all more uniform and make the garment look and fit better. We can provide these services for you. Just bring your projects to us for felting or blocking. Cost is \$10 per item. (If there are several items for the same project that need blocking, cost will be a total of \$15.)


Weekly Classes...

We have Weekly Classes mornings, afternoons, and on the evenings we are open. Mimi's classes are for knitters & Kelora's classes are for knitters OR crocheters. If you need help with a project or just want to start a new project with someone giving you help each step along the way, then come join one of our Weekly Classes. **Classes are \$12.50/class, but if you sign up for a block of classes before the month begins, you get a discounted price of \$10.00/class.** Be sure to call the shop to make sure we have room in the class for you to join us.

Our weekly classes meet:

- Monday evenings (6-8 pm) - Knit only
- Tuesday mornings (10 am—Noon) Knit OR Crochet
- Tuesday afternoons (1-3 pm) - Knit OR Crochet
- Tuesday evenings (6-8 pm) - Knit OR Crochet
- Wednesday mornings (10 am—Noon) - Knit only
- Wednesday afternoons (1-3 pm) - Knit only
- Thursday mornings (10 am—Noon) - Knit only
- Thursday afternoons (1-3 pm) - Knit OR Crochet
- Thursday evenings (6-8 pm) - Knit only
- Friday mornings (10 am—Noon) - Knit only
- Friday afternoons (1-3 pm) - Knit only OR Crochet

* * * * *
* If you want to drop in for a *
* class that you have not *
* paid for, then please call *
* the shop first to see if there *
* is room. Teachers have *
* requested only 7 students *
* at a time. We would *
* appreciate this courtesy. *
* * * * *



Private Group Class with one of our teachers


**Cost for 2 hour class: \$30/each person
(Group of at least 3 people)**

Get together a group of your friends that want to learn to knit or crochet or learn how to do any project and we'll get you set up for a private class with one of our teachers at a time that works for your group!!

October

SUNDAY	MONDAY	TUESDAY	WEDNESDAY	THURSDAY	FRIDAY	SATURDAY
Mimi—Green Kelora—Blue Sandy—Purple Roz—Orange	1 Stitch Together Weekly Class 1	2 Weekly Class 1	3 Weekly Class 1 Stitch Together	4 Blue Shawl II Weekly Class 1 Weekly Class 1 Stitch Together	5 Weekly Class 1 Weekly Class 1	6 Building Blocks Stitch Together Portuguese Knitting
7 Closed <><	8 Sunshine Coast III Stitch Together Weekly Class 2	9 Weekly Class 2	10 Weekly Class 2 Stitch Together	11 Weekly Class 2 Weekly Class 2 Stitch Together	12 Weekly Class 2 Weekly Class 2	13 Oops! Stitch Together Sunshine Coast IV
14 Closed <><	15 Stitch Together Weekly Class 3	16 Weekly Class 3	17 Weekly Class 3 Stitch Together	18 Weekly Class 3 Weekly Class 3 Stitch Together— Lean to Crochet I	19 Weekly Class 3 Weekly Class 3	20 Weaving I Stitch Together 2 Color Brioche in the Round
21 Closed <><	22 Sunshine Coast IV Stitch Together Weekly Class 4	23 Weekly Class 4	24 Weekly Class 4 Stitch Together	25 Weekly Class 4 Weekly Class 4 Stitch Together Learn to Crochet II	26 Weekly Class 4 Weekly Class 4	27 Felted Santa Stitch Together
28 Closed <><	29 Color Play Stocking I Stitch Together Weekly Class 5	30 Weekly Class 5	31 Weekly Class 5 Stitch Together			

November

SUNDAY	MONDAY	TUESDAY	WEDNESDAY	THURSDAY	FRIDAY	SATURDAY
Mimi—Green Kelora—Blue				1 Weekly Class 1 Weekly Class 1 Stitch Together	2 Weekly Class 1 Weekly Class 1	3 Building Blocks Critters I Stitch Together Felted Snowman
4 Closed <><	5 Color Play Stocking II Stitch Together Weekly Class 1 Learn to Crochet I	6 Weekly Class 1	7 Weekly Class 1 Stitch Together	8 Weekly Class 2 Weekly Class 2 Stitch Together	9 Weekly Class 2 Weekly Class 2	10 Critters II Stitch Together Color Play Stocking I
11 Closed <><	12 Santa Pillow Stitch Together Weekly Class 2 Learn to Crochet II	13 Weekly Class 2	14 Weekly Class 2 Stitch Together	15 Weekly Class 3 Weekly Class 3 Stitch Together	16 Weekly Class 3 Weekly Class 3	17 Weaving II Critters III Stitch Together Color Play Stocking II
18 Closed <><	19 Color Play Stocking III Stitch Together Weekly Class 3 Itty Bitty Angels	20 Weekly Class 3	21 Closing at 2 pm	22 Closed for Thanksgiving	23 10 am - 6 pm 	24 Both Days
25 Closed <><	26 Color Play Stocking IV Stitch Together Weekly Class 4 Continental Knitting	27 Weekly Class 4	28 Weekly Class 3 Stitch Together	29 Weekly Class 4 Weekly Class 4 Stitch Together	30 Weekly Class 4 Weekly Class 4	12/1 Critters IV Color Play Stocking III

CLASSES...

(All supplies must be purchased at The Yarn Haven)

Learn to Knit - 4 hours (Cost: \$45)

Instructor: Mimi Kezer

Call for private lesson

For beginners or those needing a refresher course. We will cover how to cast on, knit, purl, increase, decrease, & bind off. Supplies: 1 skein of TYH Cotton yarn & size 7-24" circular needles.

Learn to Crochet - 4 hours (Cost: \$45)

Instructor: Kelora Goethe

Mondays, November 5 & 12 (6-8 pm)

For beginners or those needing a refresher course. You will make a dishcloth by learning how to begin with a chain stitch, do single, half double, double & triple crochet stitches, and then fasten off. You'll also do a 2nd dishcloth and learn how to crochet in the round. Supplies: 1 skein of TYH Cotton yarn, size G or H crochet hook & locking stitch marker.

Learn to Spin - 3 hours (Cost: \$40)

Instructor: Kelora Goethe

Call and arrange a time with Kelora for your class.

Come learn how to spin on a wheel. If you don't have a wheel, we'll let you borrow one of ours. If you want to use your own wheel, it must be complete and in good working order (no antique wheels please). We will cover all the parts of the wheel, how to treadle, how to draft, and how to ply. By the end of the class you should have a small ball of yarn you have spun up yourself and plied. Supplies: included

Learn to Weave - 5 hours (Cost: \$55)

Instructor: Roz Yenser

Saturdays, October 20 (10 am—1 pm) and November 17 (10 am—Noon)

Come learn how to weave on a rigid heddle loom. You will learn about yarns to use, weaving terms, how to warp and weft the loom, how to end your project, and how to set up your loom with different patterns. You will make a scarf in this class. Supplies: 2 different colors of Cascade 220 yarn.

Introduction to Portuguese Knitting—3 hours (Cost \$35)

Instructor: Mimi Kezer

Saturday, October 6 (1-4 pm)

Learn this easy, ergonomic knitting-style which has applications for both English and Continental knitters. A great tool for stranded color work, the class will cover both the knit and purl stitches, as well as tensioning styles. Supplies: worsted weight yarn & size 7 needle.



Oops!—2 hours (Cost: \$25)

Instructor: Mimi Kezer

Saturday, October 13 (10 am—Noon)

Take control of your knitting by learning how to see your mistakes and fix them. Learn how to "read" your work, pick up dropped stitches, rip back, and put things back together. **Homework:** work a 4" x 4" swatch in stockinette stitch—without binding off. Supplies: homework swatch, yarn & needles in size used for swatch & tapestry needle.



Two Color Brioche in the Round— 3 hours (Cost: \$35) Instructor: Mimi Kezer

Saturday, October 20 (1-4 pm)

Make a lovely, squishy cowl for a gift or for yourself this fall and enjoy learning the basics of two color brioche in the round. Supplies: 2 skeins Malabrigo Rios tonal yarn which have high contrast with each other & size 8-24" circular needle.



CLASSES...

(All supplies must be purchased at The Yarn Haven)

Felted Santa – 3 hours (Cost: \$30 + \$15 Kit)

Instructor: Mimi Kezer

Saturday, October 27 (10 am—1 pm)

Prepare for Christmas decorating as we make these fabulous needle felted Santas! No knitting skills needed—as long as you can poke a needle into wool, you're good to go. You will walk out the door with a finished piece and a desire to make more of these charming fellows. Kit includes everything you will need to make one Santa.



Color Play Christmas Stocking – 8 hours (Cost: \$65)

Instructor: Mimi Kezer

Mondays, October 29, November 5, 19 & 26 (10 am—Noon)

Saturdays, November 10, 17, December 1 & 8 (1-3 pm)

Learn 3 different color work techniques which only use one color at a time in this festive Christmas stocking design. Beginning with 2 color brioche in the round, we will proceed to sliding loop entrelac in the round and a simple slipped stitch decorative border. This workshop will cover all design elements and give you a mantle-ready stocking this Christmas! **Homework:** Cast on 60 sts. Supplies: 1 skein of Malabrigo Rios in 3 complimentary tonal colors (variegated colorways not recommended) & size 9-16" circular needle.



Critters Workshop - 8 hours (Cost: \$65) OR \$20/class

Instructor: Mimi Kezer

Saturdays, November 3, 10, 17 & Dec 1 (10 am—Noon)

Just darling! That's all that can be said to describe these beautiful bunnies & adorable foxes, elephants, mice & monkeys. Come along with us on our four week journey and make a Christmas heirloom for a beloved child or friend. We'll learn all the tips and techniques of knitting, seaming, stuffing, and embroidering as we go along. Supplies: 1 skein Cascade 220 for animal body plus partial skeins for clothing, size 5-24" circular needle or straight, tapestry needle, "cluster" fiberfill, & Julie Williams' critter pattern (paid via Ravelry).



Needle Felted Snowman – 2 hours (Cost: \$25 + \$15 Kit)

Instructor: Mimi Kezer

Saturday, November 3 (1-3 pm)

Can you stand the cuteness?! These snowmen are a blast to make and very easy to do, even if you've never needle felted before. You will walk out of class with a finished piece (and probably a raging desire to make more!) Just bring yourself and maybe a friend and we'll provide all you need to make one snowman. Additional kits will be available for purchase.



Santa Pillow – 3 hours (Cost: \$30 + \$15 kit)

Instructor: Mimi Kezer

Monday, November 12 (10 am—1 pm)

This charming and diminutive pillow packs a punch on learning how to do intarsia knitting. With only 38 stitches in a row, this little gem will fly off your needles and into your holiday decoration. You will learn how to work the color changes, manage multiple balls of yarn and weave in your ends for a perfect result. Supplies: size 6-32" circular needle & tapestry needle. Pattern included in class fee.



CLASSES...

(All supplies must be purchased at The Yarn Haven)


Itty Bitty Angels (crochet) - 2 hours (Cost: \$25) Instructor: Kelora Goethe
Monday, November 19 (6-8 pm)

These little angels will make precious gifts for friends and loved ones. Get started making them now, to be ready for Christmas! They can stand alone or hang from the tree. The angels are stiffened with a sugar water mixture. The heads are stuffed with polyester fiberfill, which will be provided. Supplies: #10 white crochet cotton, size 6 or 7 crochet hook (gauge is not important, but a nice tight fabric is), & paid pattern.



Continental Knitting - 2 hours (Cost: \$25) Instructor: Kelora Goethe
Monday, November 26 (6-8 pm)

Have you ever watched a continental knitter and pondered what it would be like to knit with such a smooth motion? Never letting go of your needle? Using much less motion in your arm and shoulder? Maybe it's time to add continental knitting to your knitting toolbox! In this class you will learn to tension your yarn in your left hand for knitting and purling. This method will make knitting & unknitting smoother and easier to discern errors, and therefore correct those errors. Supplies: worsted or DK weight yarn & needles to match.





464 N. Cedar Bluff Rd.
Knoxville, TN 37923
(865) 694-9900

Shop Hours

Monday, Tuesday & Thursday 10 am–7 pm
Wednesday & Friday 10 am–6 pm
Saturday 10 am–4 pm

Sandy Gray, Owner
Lola, Shop Dog



Website: www.theyarnhaven.com
Email: theyarnhaven@bellsouth.net

Like us on Facebook
and get notice of all of our posts.

Join our group "The Yarn Haven" on Ravelry...an
online knitting and crocheting community.

Class Policies:

- Classes must be paid for at time of registration. Your payment holds your spot in the class.
- **Class fees are non-refundable.**
- Classes start promptly, so please be on time. Please put your cell phone on silent during the class so you don't disturb your classmates or other customers in the shop.
- All yarns used in the classes must have been purchased at The Yarn Haven unless the class is set up to use yarn from your stash. This helps everyone in class to be on the same page.
- Class size is limited and will not usually be canceled as long as one person has signed up.
- Space in classes is limited to registered students. This means no guests (adult or child).
- Classes may need to be rescheduled in case of bad weather or illness of the teacher.
- Weekly Class make-ups must be done within the month of the class with the same teacher.

Birthday Policy...

Birthdays are times to celebrate. So at *The Yarn Haven*, you get a birthday discount!! Come to the shop during the week of your birthday and receive a one-time 10% discount on your purchases as my birthday gift to you. Discount does not include special orders or classes.

Returns...

No return on needles, hooks, patterns or books. No cash or credit card refunds will be given. Store credit will be given on items returned with receipt, in original condition (this means no dog hair, no smoke or perfume smell, no repackaging after testing yarn, i.e. must look brand new), within 30 days and if we still stock that item. Sale Bin items and Special Orders are not returnable.

Our "Go Green" Program...

If you bring your own bag to put your purchases in...or don't take a paper bag...then you get a ticket for our monthly drawing for a \$10 gift certificate. The winning ticket numbers will be posted on our website on the first day of each month. If you have one of the tickets, simply come to the shop by the end of the month and claim your prize. Hopefully, this will get us all in the habit of bringing our own bags everywhere.

We love to socialize...

It's always great to get together with other crafters while you work on a project. Come bring your spinning wheels, your knitting needles or your crochet hook and your current project during our social times for an afternoon or evening of pure fiber enjoyment. Our Stitch Together times are:

Monday afternoons (1-3 pm)
Wednesday afternoons (1-3 pm)

Thursday evenings (5-7 pm)
Saturday afternoons (1-3 pm)