


Block of the Month Club...Starting in September we will be using Michelle Hunter's book, *Building Blocks*, to learn a new knitted block each month in order to expand your knitting knowledge. You will learn to knit cables, lace, and many other techniques. When you are done, you will learn to seam the blocks together. The finished project will be a beautiful throw to enjoy.



You can choose either the Cascade Pacific or the Cascade 220 Superwash yarn to use. Pick 7 skeins of the same color or 3 skeins of 3 colors or 1 skein of 12 colors. Classes will be on the 1st Saturday of each month from 10-11 am OR 11 am—Noon for a cost of \$10/class. If you sign up for all 12 classes, we'll give you a discount of \$100.



Fiber Friends...

We continue in September with our charity focus turning to making breast prosthesis for women in East TN dealing with breast cancer. We pick the softest, machine washable yarn and make knitted or crochet "knockers" that are given out to patients at no cost. There are patterns on the charity page of our website. Join us in helping these women find a "new normal" as they deal with the changes in their body.



Blocking and Felting?

Many times we have heard folks say that they can't felt their project because they have a front-loading washer. Or they know their garment should be blocked, but they are scared to do it. Blocking will smooth out any wrinkles, stretch garment out to the correct size, relax the stitches so they are all more uniform and make the garment look and fit better. We can provide these services for you. Just bring your projects to us for felting or blocking. Cost is \$10 per item. (If there are several items for the same project that need blocking, cost will be a total of \$15.)


Weekly Classes...

We have Weekly Classes mornings, afternoons, and on the evenings we are open. Mimi's classes are for knitters & Kelora's classes are for knitters OR crocheters. If you need help with a project or just want to start a new project with someone giving you help each step along the way, then come join one of our Weekly Classes. **Classes are \$12.50/class, but if you sign up for a block of classes before the month begins, you get a discounted price of \$10.00/class.** Be sure to call the shop to make sure we have room in the class for you to join us.

Our weekly classes meet:

- Monday evenings (6-8 pm) - Knit only
- Tuesday mornings (10 am—Noon) Knit OR Crochet
- Tuesday afternoons (1-3 pm) - Knit OR Crochet
- Tuesday evenings (6-8 pm) - Knit OR Crochet
- Wednesday mornings (10 am—Noon) - Knit only
- Wednesday afternoons (1-3 pm) - Knit only
- Thursday mornings (10 am—Noon) - Knit only
- Thursday afternoons (1-3 pm) - Knit OR Crochet
- Thursday evenings (6-8 pm) - Knit only
- Friday mornings (10 am—Noon) - Knit only
- Friday afternoons (1-3 pm) - Knit only OR Crochet

* * * * *
* If you want to drop in for a *
* class that you have not *
* paid for, then please call *
* the shop first to see if there *
* is room. Teachers have *
* requested only 7 students *
* at a time. We would *
* appreciate this courtesy. *
* * * * *



Private Group Class with one of our teachers

**Cost for 2 hour class: \$30/each person
(Group of at least 3 people)**

Get together a group of your friends that want to learn to knit or crochet or learn how to do any project and we'll get you set up for a private class with one of our teachers at a time that works for your group!!

September

SUNDAY	MONDAY	TUESDAY	WEDNESDAY	THURSDAY	FRIDAY	SATURDAY
Mimi—Green Kelora—Blue Sandy—Purple Roz—Orange						1 Building Blocks <i>Stitch Together</i> Sunshine Coast I
2 Closed <><	3 Labor Day Closed	4 Weekly Class 1	5 Weekly Class 1 <i>Stitch Together</i>	6 Learn to Crochet I Weekly Class 1 Weekly Class 1 <i>Stitch Together</i>	7 Weekly Class 1 Weekly Class 1	8 Building Lace <i>Stitch Together</i> Continental Knitting Sliding Loop Entrelac
9 Closed <><	10 Sunshine Coast I <i>Stitch Together</i> Weekly Class 1	11 Weekly Class 2	12 Weekly Class 2 <i>Stitch Together</i>	13 Learn to Crochet II Weekly Class 2 Weekly Class 2 <i>Stitch Together</i>	14 Weekly Class 2 Weekly Class 2	15 Weaving I Learn to Knit I <i>Stitch Together</i> Sunshine Coast II
16 Closed <><	17 Stitch Together Weekly Class 2	18 Weekly Class 3	19 Weekly Class 3 <i>Stitch Together</i>	20 Itty bitty Angels Weekly Class 3 Weekly Class 3 <i>Stitch Together</i>	21 Weekly Class 3 Weekly Class 3	22 Learn to Knit II <i>Stitch Together</i> Dorset Buttons
23 Closed <><	24 Sunshine Coast II <i>Stitch Together</i> Weekly Class 3	25 Weekly Class 4	26 Weekly Class 4 <i>Stitch Together</i>	27 Lace Shawl I Weekly Class 4 Weekly Class 4 <i>Stitch Together</i>	28 Weekly Class 4 Weekly Class 4	29 <i>Stitch Together</i> Sunshine Coast III

October

SUNDAY	MONDAY	TUESDAY	WEDNESDAY	THURSDAY	FRIDAY	SATURDAY
Mimi—Green Kelora—Blue Sandy—Purple Roz—Orange	1 Stitch Together Weekly Class 1	2 Weekly Class 1	3 Weekly Class 1 <i>Stitch Together</i>	4 Lace Shawl II Weekly Class 1 Weekly Class 1 <i>Stitch Together</i>	5 Weekly Class 1 Weekly Class 1	6 Building Blocks <i>Stitch Together</i> Portuguese Knitting
7 Closed <><	8 Sunshine Coast III <i>Stitch Together</i> Weekly Class 2	9 Weekly Class 2	10 Weekly Class 2 <i>Stitch Together</i>	11 Weekly Class 2 Weekly Class 2 <i>Stitch Together</i>	12 Weekly Class 2 Weekly Class 2	13 Oops! <i>Stitch Together</i> Sunshine Coast IV
14 Closed <><	15 Stitch Together Weekly Class 3	16 Weekly Class 3	17 Weekly Class 3 <i>Stitch Together</i>	18 Weekly Class 3 Weekly Class 3 <i>Stitch Together</i>	19 Weekly Class 3 Weekly Class 3	20 Weaving II <i>Stitch Together</i> 2 Color Brioche in the Round
21 Closed <><	22 Sunshine Coast IV <i>Stitch Together</i> Weekly Class 4	23 Weekly Class 4	24 Weekly Class 4 <i>Stitch Together</i>	25 Weekly Class 4 Weekly Class 4 <i>Stitch Together</i>	26 Weekly Class 4 Weekly Class 4	27 Felted Santa <i>Stitch Together</i>
28 Closed <><	29 Stitch Together Weekly Class 5	30 Weekly Class 5	31 Weekly Class 5 <i>Stitch Together</i>			

CLASSES...

(All supplies must be purchased at The Yarn Haven)

Learn to Knit - 4 hours (Cost: \$45)

Instructor: Mimi Kezer

Saturdays, September 15 & 22 (10 am—Noon)

For beginners or those needing a refresher course. We will cover how to cast on, knit, purl, increase, decrease, & bind off. Supplies: 1 skein of TYH Cotton yarn & size 7-24" circular needles.

Learn to Crochet - 4 hours (Cost: \$45)

Instructor: Kelora Goethe

Thursdays, September 6 & 13 (10 am—Noon)

For beginners or those needing a refresher course. You will make a dishcloth by learning how to begin with a chain stitch, do single, half double, double & triple crochet stitches, and then fasten off. You'll also do a 2nd dishcloth and learn how to crochet in the round. Supplies: 1 skein of TYH Cotton yarn, size G or H crochet hook & locking stitch marker.

Learn to Spin - 3 hours (Cost: \$40)

Instructor: Kelora Goethe

Call and arrange a time with Kelora for your class.

Come learn how to spin on a wheel. If you don't have a wheel, we'll let you borrow one of ours. If you want to use your own wheel, it must be complete and in good working order (no antique wheels please). We will cover all the parts of the wheel, how to treadle, how to draft, and how to ply. By the end of the class you should have a small ball of yarn you have spun up yourself and plied. Supplies: included

Learn to Weave - 5 hours (Cost: \$55)

Instructor: Roz Yenser

Saturdays, September 15 (10 am—1 pm) and October 20 (10 am—Noon)

Come learn how to weave on a rigid heddle loom. You will learn about yarns to use, weaving terms, how to warp and weft the loom, how to end your project, and how to set up your loom with different patterns. You will make a scarf in this class. Supplies: 2 different colors of Cascade 220 yarn.

Sunshine Coast Workshop – 8 hours (Cost: \$20 per class or \$65 for all 4)

Instructor: Mimi Kezer

Saturdays, September 1, 15, 29 & October 13 (1-3 pm)

Mondays, September 10, 24, October 8 & 22 (10 am—Noon)

Join us during the months of September and October as we work our way through the fabulous Sunshine Coast top. Using a workshop format, we will meet every other Saturday from 1-3 pm and work our way from the cast-on and neck short-rows to the bias increases and Mimi's Signature Edging Trio to finish up. Let Mimi help you make a perfect top-down sweater for wearing this fall. **Homework:** Work a gauge swatch, casting on 28 sts and working in stockinette stitch until piece is square. Supplies: Remix Light or Zoey (amount per your size), size 5 needle or size needed to obtain gauge, 8 stitch markers (at least 3 different colors), paid pattern from Ravelry.



Building with Lace– 1 hour (Cost: \$10)

Instructor: Kelora Goethe

Saturday, September 8 (11:15—12:15)

This will be the last Building with Lace Class. We hope you have enjoyed learning many new stitches. For anyone wanting to finish up their wrap, please sign up for a Weekly Class with Kelora.




CLASSES...

(All supplies must be purchased at The Yarn Haven)

Continental Knitting - 2 hours (Cost: \$25) Instructor: Kelora Goethe
Saturday, September 8 (1-3 pm)

Have you ever watched a continental knitter and pondered what it would be like to knit with such a smooth motion? Never letting go of your needle? Using much less motion in your arm and shoulder? Maybe it's time to add continental knitting to your knitting toolbox! In this class you will learn to tension your yarn in your left hand for knitting and purling. This method will make knitting & unknitting smoother and easier to discern errors, and therefore correct those errors. Supplies: worsted or DK weight yarn & needles to match.



Sliding Loop Entrelac – 3 hours (Cost: \$35) Instructor: Mimi Kezer
Saturday, September 8 (1-4 pm)

Create beautiful, flawless basketweave knitted fabric using the fascinating “sliding loop” technique introduced by Rick Mondragon. We will cover the best method for picking up stitches and joining blocks as well as knitting backwards. Class project will be either a cowl or a scarf (student's choice) and will cover all aspects of entrelac from beginning to end. Supplies: 3 skeins complimentary colors of Malabrigo Rios or 4 skeins of Noro Silk Garden & size 9—32” circular needle.



Itty Bitty Angels (crochet) - 2 hours (Cost: \$25) Instructor: Kelora Goethe
Thursday, September 20 (10 am—Noon)

These little angels will make precious gifts for friends and loved ones. Get started making them now, to be ready for Christmas! They can stand alone or hang from the tree. The angels are stiffened with a sugar water mixture. The heads are stuffed with polyester fiberfill, which will be provided. Supplies: #10 white crochet cotton, size 6 or 7 crochet hook (gauge is not important, but a nice tight fabric is), & paid pattern.



Dorset Buttons – 3 hours (Cost: \$35) Instructor: Mimi Kezer
Saturday, September 22 (1-4 pm)

Learn how to embellish your knitwear with handmade buttons which are simple, fun, and economical to make. Using simple plastic rings, yarn, and a tapestry needle, you can create the perfect button to finish your knitted masterpiece. Supplies: light-weight yarn or perle cotton, medium-sized tapestry needle & 3/4” plastic rings.



Anna Victoria Knitted Lace Shawl—4 hours (Cost \$40) Instructor: Kelora Goethe
Thursdays, September 27 & October 4 (10 am—Noon)

Delicate yarn, shiny beads all worked into beautiful lace shawl, what is more appealing! Choose one of Anna Victoria's lace shawl patterns on Ravelry. Students will get started on one of these beauties, learning the garter tab cast-on, chart reading, reading your work, working with fine yarn and knitting with beads. Supplies: yarn, needles, beads and paid pattern. Bring your knitting toolbox to class.



CLASSES...

(All supplies must be purchased at The Yarn Haven)

Introduction to Portuguese Knitting —3 hours (Cost \$35) Instructor: Mimi Kezer

Saturday, October 6 (1-4 pm)

Learn this easy, ergonomic knitting-style which has applications for both English and Continental knitters. A great tool for stranded color work, the class will cover both the knit and purl stitches, as well as tensioning styles. Supplies: worsted weight yarn & size 7 needle.

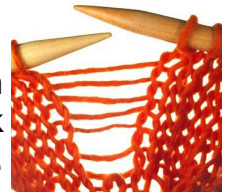


Oops!—2 hours (Cost: \$25)

Instructor: Mimi Kezer

Saturday, October 13 (10 am—Noon)

Take control of your knitting by learning how to see your mistakes and fix them. Learn how to “read” your work, pick up dropped stitches, rip back, and put things back together. **Homework:** work a 4” x 4” swatch in stockinette stitch—without binding off. Supplies: homework swatch, yarn & needles in size used for swatch & tapestry needle.



Two Color Brioche in the Round – 3 hours (Cost: \$35) Instructor: Mimi Kezer

Saturday, October 20 (1-4 pm)

Make a lovely, squishy cowl for a gift or for yourself this fall and enjoy learning the basics of two color brioche in the round. Supplies: 2 skeins Malabrigo Rios tonal yarn which have high contrast with each other & size 8-24” circular needle.



Felted Santas – 3 hours (Cost: \$30 + \$15 Kit)

Instructor: Mimi Kezer

Saturday, October 27 (10 am—1 pm)

Prepare for Christmas decorating as we make these fabulous needle felted Santas! No knitting skills needed—as long as you can poke a needle into wool, you’re good to go. You will walk out the door with a finished piece and a desire to make more of these charming fellows. Kit includes everything you will need to make one Santa.





464 N. Cedar Bluff Rd.
Knoxville, TN 37923
(865) 694-9900

Shop Hours

Monday, Tuesday & Thursday 10 am–7 pm
Wednesday & Friday 10 am–6 pm
Saturday 10 am–4 pm

Sandy Gray, Owner
Lola, Shop Dog



Website: www.theyarnhaven.com
Email: theyarnhaven@bellsouth.net

Like us on Facebook
and get notice of all of our posts.

Join our group "The Yarn Haven" on Ravelry...an
online knitting and crocheting community.

Class Policies:

- Classes must be paid for at time of registration. Your payment holds your spot in the class.
- **Class fees are non-refundable.**
- Classes start promptly, so please be on time. Please put your cell phone on silent during the class so you don't disturb your classmates or other customers in the shop.
- All yarns used in the classes must have been purchased at The Yarn Haven unless the class is set up to use yarn from your stash. This helps everyone in class to be on the same page.
- Class size is limited and will not usually be canceled as long as one person has signed up.
- Space in classes is limited to registered students. This means no guests (adult or child).
- Classes may need to be rescheduled in case of bad weather or illness of the teacher.
- Weekly Class make-ups must be done within the month of the class with the same teacher.

Birthday Policy...

Birthdays are times to celebrate. So at *The Yarn Haven*, you get a birthday discount!! Come to the shop during the week of your birthday and receive a one-time 10% discount on your purchases as my birthday gift to you. Discount does not include special orders or classes.

Returns...

No return on needles, hooks, patterns or books. No cash or credit card refunds will be given. Store credit will be given on items returned with receipt, in original condition (this means no dog hair, no smoke or perfume smell, no repackaging after testing yarn, i.e. must look brand new), within 30 days and if we still stock that item. Sale Bin items and Special Orders are not returnable.

Our "Go Green" Program...

If you bring your own bag to put your purchases in...or don't take a paper bag...then you get a ticket for our monthly drawing for a \$10 gift certificate. The winning ticket numbers will be posted on our website on the first day of each month. If you have one of the tickets, simply come to the shop by the end of the month and claim your prize. Hopefully, this will get us all in the habit of bringing our own bags everywhere.

We love to socialize...

It's always great to get together with other crafters while you work on a project. Come bring your spinning wheels, your knitting needles or your crochet hook and your current project during our social times for an afternoon or evening of pure fiber enjoyment. Our Stitch Together times are:

Monday afternoons (1-3 pm)
Wednesday afternoons (1-3 pm)

Thursday evenings (5-7 pm)
Saturday afternoons (1-3 pm)